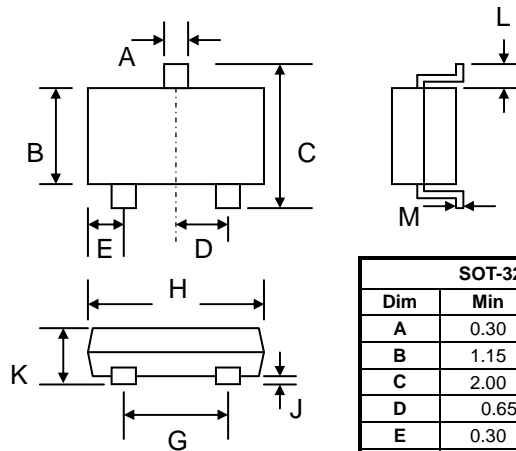


### Features

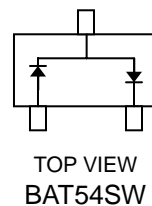
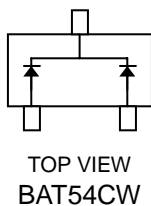
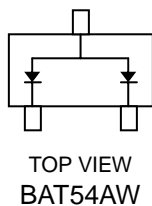
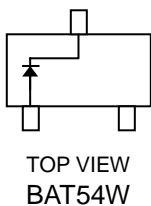
- Low Turn-on Voltage
- Fast Switching
- PN Junction Guard Ring for Transient and ESD Protection
- Designed for Surface Mount Application
- Plastic Material – UL Recognition Flammability Classification 94V-0



SOT-323		
Dim	Min	Max
A	0.30	0.40
B	1.15	1.35
C	2.00	2.20
D	0.65 Nominal	
E	0.30	0.40
G	1.20	1.40
H	1.80	2.20
J	—	0.10
K	0.90	1.10
L	0.25	—
M	0.05	0.15
All Dimensions in mm		

### Mechanical Data

- Case: SOT-323, Molded Plastic
- Terminals: Plated Leads Solderable per MIL-STD-202, Method 208
- Polarity: See Diagrams Below
- Weight: 0.006 grams (approx.)
- Marking: Device Code, See Page 3
- Mounting Position: Any
- **Lead Free: For RoHS / Lead Free Version, Add "-LF" Suffix to Part Number, See Page 4**



### Maximum Ratings and Electrical Characteristics, Single Diode @ $T_A=25^\circ\text{C}$ unless otherwise specified

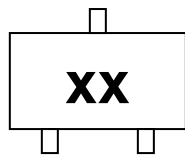
Characteristic	Symbol	Value	Unit
Peak Repetitive Reverse Voltage Working Peak Reverse Voltage DC Blocking Voltage	$V_{RRM}$ $V_{RWM}$ $V_R$	30	V
Forward Continuous Current (Note 1)	$I_F$	200	mA
Repetitive Peak Forward Current (Note 1)	$I_{FRM}$	300	mA
Forward Surge Current (Note 1) @ $t < 1.0\text{s}$	$I_{FSM}$	600	mA
Power Dissipation (Note 1)	$P_d$	200	mW
Typical Thermal Resistance, Junction to Ambient Air (Note 1)	$R_{\theta JA}$	625	K/W
Operating and Storage Temperature Range	$T_j, T_{STG}$	-55 to +150	$^\circ\text{C}$

Note: 1. Device on fiberglass substrate and kept at ambient temperature.

**Maximum Ratings and Electrical Characteristics, Single Diode** @ $T_A=25^{\circ}\text{C}$  unless otherwise specified

Characteristic	Symbol	Min	Typ	Max	Unit	Test Condition
Reverse Breakdown Voltage	$V_{(BR)R}$	30	—	—	V	@ $I_{RS} = 100\mu\text{A}$
Forward Voltage	$V_F$	—	—	240 320 400 500 1000	mV	$t_p < 300\mu\text{s}$ , duty cycle $< 2\%$ @ $I_F = 0.1\text{mA}$ @ $I_F = 1\text{mA}$ @ $I_F = 10\text{mA}$ @ $I_F = 30\text{mA}$ @ $I_F = 100\text{mA}$
Reverse Leakage Current	$I_R$	—	—	2.0	$\mu\text{A}$	$t_p < 300\mu\text{s}$ , duty cycle $< 2\%$ @ $V_R = 25\text{V}$
Junction Capacitance	$C_j$	—	—	10	pF	$V_R = 1.0\text{V}$ , $f = 1.0\text{MHz}$
Reverse Recovery Time	$t_{rr}$	—	—	5.0	nS	$I_F = 10\text{mA}$ through $I_R = 10\text{mA}$ to $I_R = 1.0\text{mA}$ , $R_L = 100\Omega$

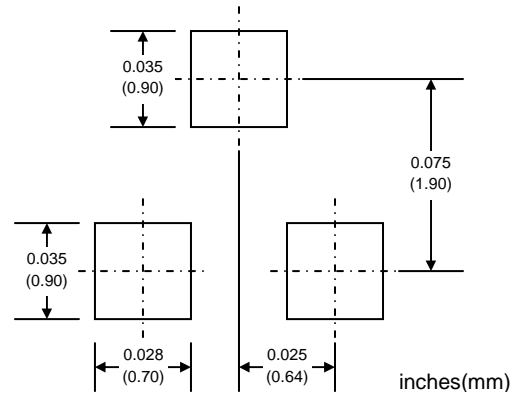
## MARKING INFORMATION



xx = Device Code, See Table Below

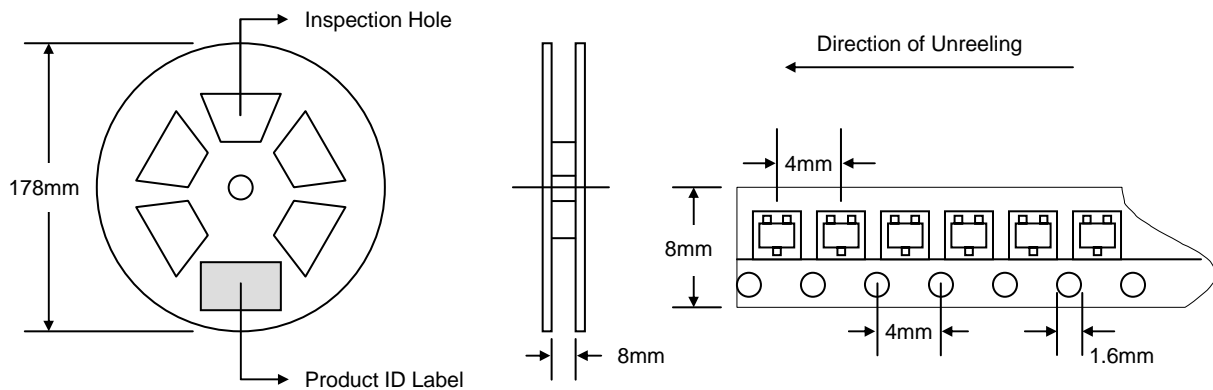
Mfg Site	BAT54W	BAT54AW	BAT54CW	BAT54SW
TW Plant	L4	L42	L43	L44
CN Plant	KL5	KL6	KL7	KL8

## RECOMMENDED FOOTPRINT



## PACKAGING INFORMATION

### TAPE & REEL



Reel Diameter (mm)	Quantity (PCS)	Inner Box Size L x W x H (mm)	Quantity (PCS)	Carton Size L x W x H (mm)	Quantity (PCS)	Approx. Gross Weight (KG)
178	3,000	187 x 187 x 65	15,000	390 x 240 x 420	150,000	10.0

**Note:** 1. Anti-static plastic reel, white, water clear or blue color. Inspection hole might be varied in different alignment.  
2. Components are packed in accordance with EIA standard 481-1 and 481-2.

## ORDERING INFORMATION

Product No.	Package Type	Shipping Quantity
BAT54W-T1	SOT-323	3000/Tape & Reel
BAT54AW-T1	SOT-323	3000/Tape & Reel
BAT54CW-T1	SOT-323	3000/Tape & Reel
BAT54SW-T1	SOT-323	3000/Tape & Reel

1. Shipping quantity given is for minimum packing quantity only. For minimum order quantity, please consult the Sales Department.
2. **To order RoHS / Lead Free version (with Lead Free finish), add "-LF" suffix to part number above. For example, BAT54W-T1-LF.**

Won-Top Electronics Co., Ltd (WTE) has checked all information carefully and believes it to be correct and accurate. However, WTE cannot assume any responsibility for inaccuracies. Furthermore, this information does not give the purchaser of semiconductor devices any license under patent rights to manufacturer. WTE reserves the right to change any or all information herein without further notice.

**WARNING:** DO NOT USE IN LIFE SUPPORT EQUIPMENT. WTE power semiconductor products are not authorized for use as critical components in life support devices or systems without the express written approval.

**Won-Top Electronics Co., Ltd.**

No. 44 Yu Kang North 3rd Road, Chine Chen Dist., Kaohsiung, Taiwan

**Phone:** 886-7-822-5408 or 886-7-822-5410

**Fax:** 886-7-822-5417

**Email:** sales@wontop.com

**Internet:** <http://www.wontop.com>

*We power your everyday.*